BL1 (4X)
ESC. 1:25
(P/P1, P6, P24 e P29)

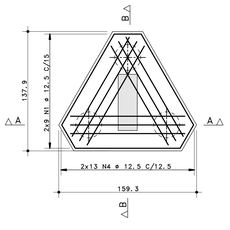

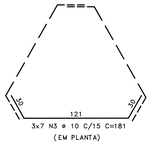

(EM PLANTA)

CORTE A-A
ESC. 1:25

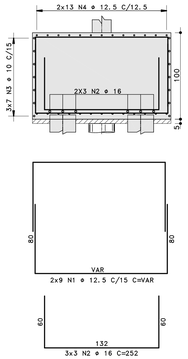

CORTE B-B
ESC. 1:25

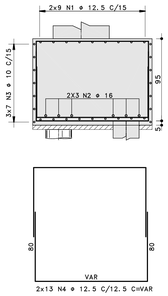

BL2 (3X)
ESC. 1:25
(P/P9, P15 e P20)

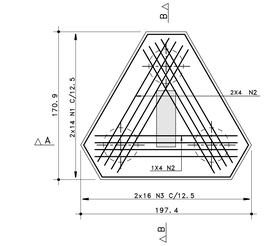

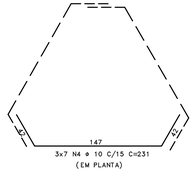

(EM PLANTA)

CORTE A-A
ESC. 1:25

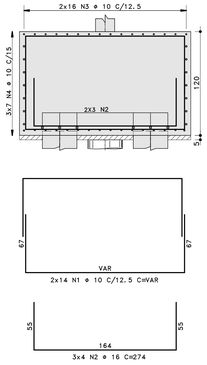

CORTE B-B
ESC. 1:25

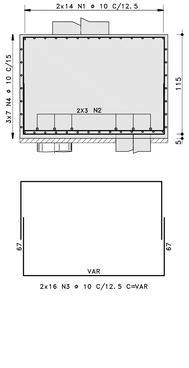

BL6 (4X)
ESC. 1:25
(P/P25, P26, P27 e P28)

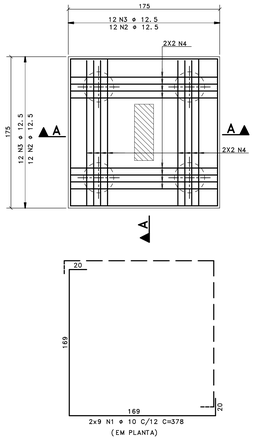

(EM PLANTA)

CORTE A-A - (2X)
ESC. 1:25

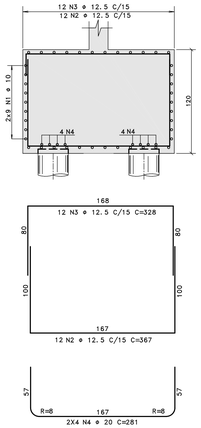

BL3 (8X)
ESC. 1:25
(P/P10, P11, P12, P13, P16, P17, P18 e P19)

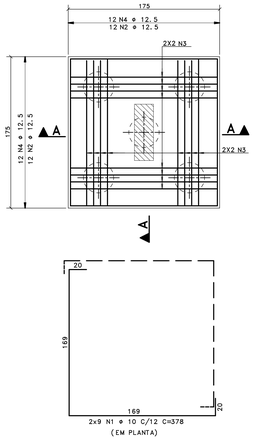

(EM PLANTA)

CORTE A-A - (2X)
ESC. 1:25

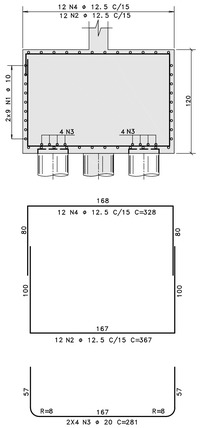

	ACO	POS	BIT (mm)	QUANT	COMPRIMENTO UNIT (cm)	COMPRIMENTO TOTAL (cm)
BL1	(X4)					
	50A	1	12.5	72	—VAR—	18792
	50A	2	16	36	252	9072
	50A	3	10	84	181	15204
	50A	4	12.5	104	—VAR—	25480
BL2	(X3)					
	50A	1	10	84	—VAR—	21924
	50A	2	16	36	274	9864
	50A	3	10	96	—VAR—	23328
	50A	4	10	64	231	14553
BL3	(X8)					
	50A	1	10	144	378	54432
	50A	2	12.5	192	367	70464
	50A	3	20	128	281	35968
	50A	4	12.5	192	328	62976
BL4	(X4)					
	50A	1	10	72	398	28656
	50A	2	12.5	112	377	42224
	50A	3	12.5	112	338	37856
	50A	4	25	64	291	18624
BL5						
	50A	1	8	18	328	5904
	50A	2	12.5	20	302	6040
	50A	3	12.5	20	343	6860
	50A	4	12.5	24	257	6168
BL6	(X4)					
	50A	1	10	72	378	27216
	50A	2	12.5	96	367	35232
	50A	3	12.5	96	328	31488
	50A	4	20	64	281	17984
BL7	(X3)					
	50A	1	10	60	898	53880
	50A	2	20	18	990	17820
	50A	3	20	18	952	17136
	50A	4	10	159	391	62169

RESUMO ACO CA 50-60			
ACO	BIT (mm)	COMPR (m)	PESO (kg)
50A	8	59	23
50A	10	3014	1859
50A	12.5	3436	3309
50A	16	189	299
50A	20	889	2192
50A	25	186	718
Peso Total		50A =	8400 kg

BL4 (4X)
ESC. 1:25
(P/P2, P3, P4 e P5)

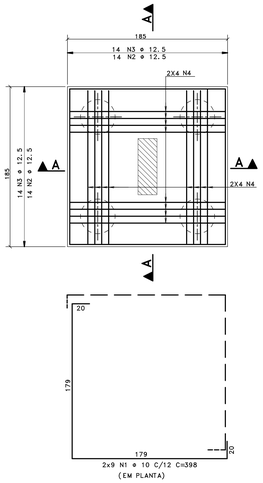

(EM PLANTA)

CORTE A-A - (2X)
ESC. 1:25

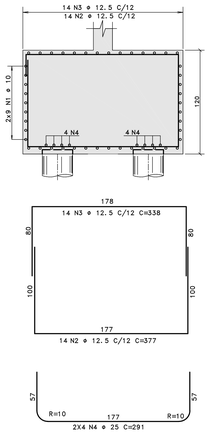

BL5 (1X)
ESC. 1:25
(P/P14)

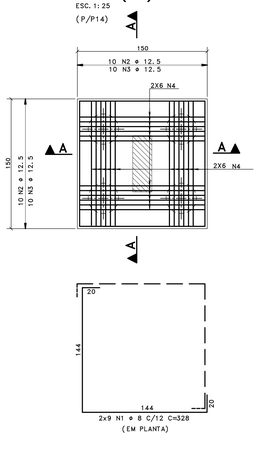

(EM PLANTA)

CORTE A-A - (2X)
ESC. 1:25

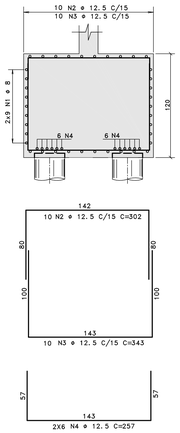

BL7 (3X)
ESC. 1:25
(P/P7, P8 e P22)

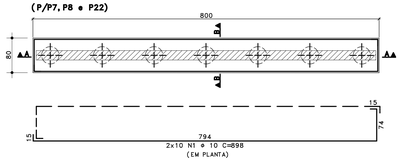

(EM PLANTA)

CORTE A-A
ESC. 1:25

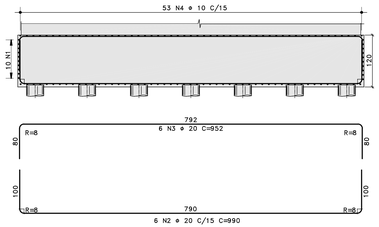

CORTE B-B
ESC. 1:25

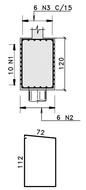

EQUIPE TÉCNICA DA DIV. TÉC. DE PROJETOS		ASSINATURA
	ANÁLISE DE ARQUITETURA	ARQ. FERNANDO A. TAVARES - CAU Nº 39.969-8
	ANÁLISE DE ESTRUTURA	Eng.João L.Morandbo Biscolao - CREA Nº 170.587.456-6
	ANÁLISE DE ELETRICA	ENG. VALDIR PIETROBON - CREA Nº 0601111544
	ANÁLISE DE HIDRAULICA	ENG. ZELIA R. SERENO - CREA Nº 0601578832
RESPONSAVEL PELA CONTRATADA	ENG. ANTÔNIO CARLOS S. LIMA - CREA Nº 0601453230	ACS ENGENHARIA DE ESTRUTURAS LTDA 105025700001 Formado de forma digital por ACS ENGENHARIA DE ESTRUTURAS LTDA:105025700001 Dados: 2020.12.11 09:36:45 -03'00'

Nota:
Os materiais a serem empregados na execução desse projeto deverão atender o Decreto nº 50.977, de 07/11/09.

ESTE PROJETO ESTÁ DE ACORDO COM AS NORMAS E LEGISLAÇÃO RELATIVOS À ACESSIBILIDADE

NOTAS
1. CONCRETO DOS ELEMENTOS ESTRUTURAIS EM GERAL
   - fck ≥ 30MPa
   - RELAÇÃO A/C INFERIOR A 0,55
   - MODULO DE DEFORMAÇÃO = 28 GPa
   - CONSUMO DE CIMENTO = 300 Kg/m³
2. COBRIMENTO DAS ARMADURAS:
   3,0cm
3. VERIFICAR MEDIDAS NO LOCAL
4. MEDIDAS EM CENTÍMETROS NÍVEIS EM METROS

REVISÕES:

ALTERAÇÕES	DATA:	VISTO:
00-EMISSÃO INICIAL	21/09/20	ACS

EDIF 3
DIVISÃO TÉCNICA DE PROJETOS - AVENIDA SÃO JOÃO, 473 - 17º ANDAR CEP 01035-000 - TEL.: 3337-8955

DIRETOR: ARQUITETO FERNANDO AUGUSTO TAVARES
CHEFE:
AUTOR DO PROJETO:
COLABORADORES:
RESP: eng.José Geraldo da Silva Cruz
ART 28027230191000330

CONTRATADA:
SANDRA CHICOTTO & MARCA TRANSFITINO ARQUITETURA
ACS Engenharia de Estruturas
RESPONSÁVEL: ANTÔNIO CARLOS S. LIMA - CREA 0601453230

PMSP - SIURB - EDIF
PREFEITURA DA CIDADE DE SÃO PAULO - SECRETARIA DE INFRA-ESTRUTURA URBANA E OBRAS - DEPARTAMENTO DE EDIFICAÇÕES

EMEF SETOR 6303 DISTRITO DE PIRITUBA
AVENIDA ELISIO TEIXEIRA LEITE - SETOR 126 - QUADRA 267 - LOTE 406
VILA MIRANTE - PIRITUBA - SP.

PROCESSO ADMINISTRATIVO: 6022.2019/0001424-2
OBR. IN (ABR): 14.50.414.AD | SIMEDIO: 011.5.19

PROJETO EXECUTIVO DE ESTRUTURA - ARMAÇÃO

ESCALA: 1:50

ARMADURA DOS BLOCOS DE FUNDAÇÃO - 1/2

A05/10

ACS ENGENHARIA DE ESTRUTURAS LTDA PC 3342-EMEF-EST-05-00.DWG 09/12/2020 13:18:17